

OMRON

E39-E17

E3AS-HF 用 吹气装置

使用说明书

感谢您购买本产品，谨致谢意。

使用时请务必遵守以下内容。

- 请仔细阅读本使用说明书，并在充分理解的基础上正确使用。
- 请妥善保管本使用说明书，以便随时参阅。

オムロン株式会社

© OMRON Corporation 2025 All Rights Reserved.



* 5 8 3 0 4 8 5 - 3 A *

安全上的要点

以下项目在安全确保方面非常重要，请务必遵守。

- (1) 请勿使用压缩空气之外的流体。可能会导致部件损坏。
- (2) 请在下述扭矩范围内拧紧螺丝。如果拧紧扭矩过大，可能会导致零部件损坏。如果拧紧扭矩太小，可能会因振动或冲击导致零部件脱落。
M3: 0.4~0.5N·m
M5: 1.0~1.5N·m
- (3) 请勿在超出规格范围的压力下使用。可能会导致漏气或部件损坏。若压力过小，则可能导致污垢的去除不充分。

使用上的注意

- (1) 请不要在以下设置场所使用。
 - 日光直射场所
 - 含腐蚀性气体场所
 - 振动或冲击能直接传送到传感器场所
 - 周围环境条件超出规格值的场所
- (2) 在涉及切削油、润滑油、冷却液等液体的环境下使用时、附属的管接口可能会发生故障，请使用适合使用环境的管接口。
- (3) 请使用附带的螺丝进行安装。
- (4) 请使用附属的管接口。若使用附属品以外的产品可能会导致漏气。
- (5) 请勿对管接口和软管施加拉伸、扭转、力矩载荷、振动、冲击等负荷。可能会导致管接口破损、软管损坏、破裂、脱落。
- (6) 为了防止喷射口堵塞，请定期放气。若发生堵塞时，请清扫喷射口。
- (7) 请注意传感器螺丝的长度。可能会与吹气装置干涉。
- (8) 废弃时请遵守其使用国的废弃处理规则。

规格性能

使用周围温度	-30~+55℃
保存周围温度	-40~+70℃
振动(耐久)	10~55Hz 双振幅1.5mm X、Y、Z各方向 2h
冲击(耐久)	500m/s ² X、Y、Z各方向 3回
使用压力范围	0~0.6MPa
材质	ZDC2 电镀Ni
适用传感器	E3AS-HF

注. 不能与E3AS-HF用正面保护罩(E39-E20)一起使用。

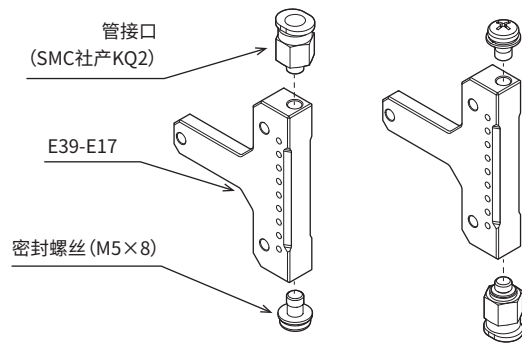
附属品

内部物品	材质	数量
管接口(SMC社产KQ2) (空气注入口径M5、软管直径Φ6)	黄铜	1
密封螺丝M5×8(带弹簧垫圈、平垫圈)	SUS	1
固定螺丝1 M3×40(带弹簧垫圈、平垫圈)	SUS	1
固定螺丝2 M3×45(带弹簧垫圈、平垫圈)	SUS	1

注. 不附带软管

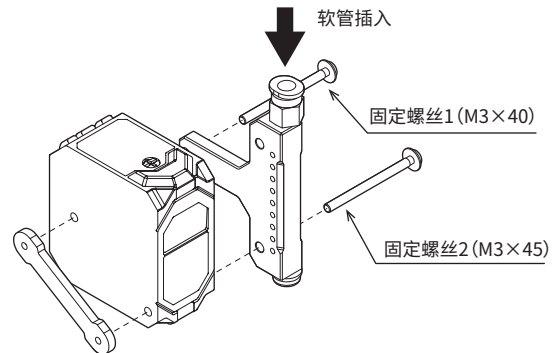
安装方法

1. 请安装管接口和密封螺丝。装置上下任意一端均可供给空气。

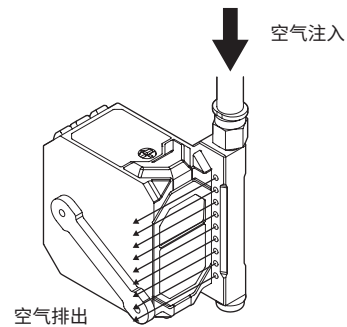


2. 请安装在传感器上并插入软管。

装置可安装在传感器的左右任意一面。



完成图



承诺事项

本公司产品是作为工业通用品而设计制造的。因此，不适用于以下用途，当本公司产品被使用于以下用途时，本公司不做任何保证。但若是本公司特意为以下用途而设计、或有过特别协商的情况下，可以用于以下用途。

(a) 需要高度安全性的用途 (例：用于原子能控制设备、焚烧设备、航空・宇宙设备、铁道设备、升降设备、娱乐设备、医用器、安全装置、或其他可能危及到生命・人身安全的用途)

(b) 需要高可靠性的用途 (例：煤气・水力・电力等的供给系统、24小时连续运转系统、决策系统、或其他牵涉到权利・财产的用途)

(c) 苛刻条件或环境下的用途 (例：室外设备、易受化学污染的设备、易受电磁干扰的设备、易受震动・冲击的设备等)

(d) 产品手册里未记载的条件或环境下的用途

* 除上述(a)到(d)的记载事项，本产品手册等记载的商品不适用于机动车 (包括二轮车，以下相同)。

请勿搭载于机动车上使用。机动车搭载用商品请咨询本公司销售人员。

* 以上是适用条件的一部分。详情请参阅记载于本公司最新版的综合产品目录，使用手册上的保证・免责事项后再使用。

制造商

欧姆龙(上海)有限公司
地址:中国(上海)自由贸易试验区金吉路789号
电话:(86)21-5050-9988

技术咨询

欧姆龙(中国)有限公司
地址:中国上海市浦东新区银城中路200号中银大厦2211室
电话:(86)21-6023-0333
技术咨询热线:400-820-4535
网址:<http://www.fa.omron.com.cn>

OMRON Corporation

OMRON

Model E39-E17

Air Blow Unit for E3AS-HF

INSTRUCTION SHEET

Thank you for selecting OMRON product. This sheet primarily describes precautions. Before operating the product, read the sheet thoroughly to acquire sufficient knowledge of the product. For your convenience, keep the sheet at your disposal.



© OMRON Corporation 2025 All Rights Reserved.

Precautions for Safe Use

Please observe the following precautions for safe use of the products.

- (1) Do not use fluid other than compressed air. This may cause damage to the parts.
- (2) Tighten the screws within the following tightening torque range. If the tightening torque is too large, the parts may be damaged. If it is too small, the parts may come off due to vibration or impact.
M3: 0.4 to 0.5 N·m
M5: 1.0 to 1.5 N·m
- (3) Do not use the product under pressure outside the specified range. This may cause air leakage or damage to parts. Also, if the pressure is low, dirt may not be removed sufficiently.

Precautions for Correct Use

- (1) Do not use the product under the following conditions.
 - In the place exposed to the direct sunlight.
 - In the place where corrosive gas exists.
 - In the place where vibration or shock is directly transmitted to the product.
 - In an ambient atmosphere or environment that exceeds the ratings.
- (2) If the product is used in an environment where cutting oil, lubricating oil, coolant, or other liquid will get on it, the supplied pipe joint may fail. When using the product in an environment where cutting oil, lubricating oil, coolant, or other liquid will get on it, use a pipe joint suitable for the operating environment.
- (3) Use the supplied screws for installation.
- (4) Use the supplied pipe fitting. Using other parts may cause air leakage.
- (5) Do not apply any loads such as tension, torsion, moment load, vibration, or impact to the pipe fitting or tube.
- (6) To prevent the nozzle from clogging, discharge air periodically. If clogging occurs, clean the nozzle.
- (7) Note the length of the sensor mounting screw. It may interfere with the air blow unit.
- (8) Dispose in accordance with the applicable waste disposal regulations of the country of use.

Ratings and Specifications

Ambient temperature (Operating)	-30 to 55°C
Ambient temperature (Storage)	-40 to 70°C
Vibration resistance	10 to 55 Hz, 1.5-mm double amplitude for 2 hours each in X, Y and Z directions
Shock resistance	500 m/s ² 3 times each in X, Y and Z directions
Operating pressure range	0 to 0.6 MPa
Material	ZDC2 Ni plating
Applicable sensor	E3AS-HF

Note. Front Protection Cover for Model E3AS-HF (E39-E20) cannot be used together with this product.

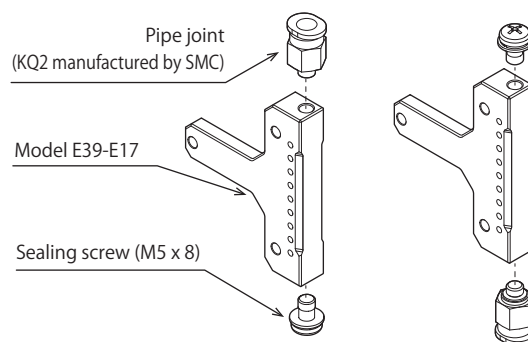
Accessories

Contents	Material	Qty
Pipe joint (KQ2 manufactured by SMC) (Air inlet diameter M5, tube diameter 6 dia.)	Brass	1
Sealing screw M5 x 8 (with spring and plain washers)	SUS	1
Fixing screw1 M3 x 40 (with spring and plain washers)	SUS	1
Fixing screw2 M3 x 45 (with spring and plain washers)	SUS	1

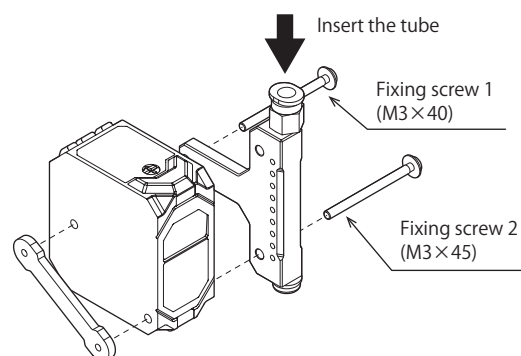
Note. The tube is not included.

Installation

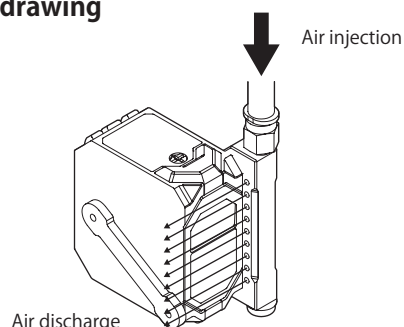
1. Attach to the sensor and insert the tube.
The unit can be mounted on either side of the sensor.



2. Attach to the sensor and insert the tube.
The unit can be mounted on either side of the sensor.



Final drawing



Suitability for Use

OMRON Corporation shall not be responsible for conformity with any standards, codes or regulations which apply to the combination of the Product in the Buyer's application or use of the Product. At Buyer's request, Omron will provide applicable third party certification documents identifying ratings and limitations of use which apply to the Product. This information by itself is not sufficient for a complete determination of the suitability of the Product in combination with the end product, machine, system, or other application or use. Buyer shall be solely responsible for determining appropriateness of the particular Product with respect to Buyer's application, product or system. Buyer shall take application responsibility in all cases.

NEVER USE THE PRODUCT FOR AN APPLICATION INVOLVING SERIOUS RISK TO LIFE OR PROPERTY WITHOUT ENSURING THAT THE SYSTEM AS A WHOLE HAS BEEN DESIGNED TO ADDRESS THE RISKS, AND THAT THE OMRON PRODUCT(S) IS PROPERLY RATED AND INSTALLED FOR THE INTENDED USE WITHIN THE OVERALL EQUIPMENT OR SYSTEM.

OMRON Corporation (Manufacturer)

Shiokoji Horikawa, Shimogyo-ku, Kyoto, 600-8530 JAPAN

Contact: www.ia.omron.com

Regional Headquarters

■ OMRON EUROPE B.V. (Importer in EU)

Wegalaan 67-69, 2132 JD Hoofddorp
The Netherlands
Tel: (31)2356-81-300/Fax: (31)2356-81-388

■ OMRON ELECTRONICS LLC

2895 Greenspoint Parkway, Suite 200
Hoffman Estates, IL 60169 U.S.A.
Tel: (1) 847-843-7900/Fax: (1) 847-843-7787

■ OMRON ASIA PACIFIC PTE. LTD.

438B Alexandra Road, #08-01/02
Alexandra Technopark,
Singapore 119968
Tel: (65) 6835-3011/Fax: (65) 6835-3011

■ OMRON (CHINA) CO., LTD.

Room 2211, Bank of China Tower,
200 Yin Cheng Zhong Road,
PuDong New Area, Shanghai, 200120, China
Tel: (86) 21-6023-0333/Fax: (86) 21-5037-2388